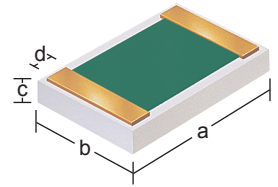




State of the Art, Inc.

Semi-Precision Thick Film Chip Resistor

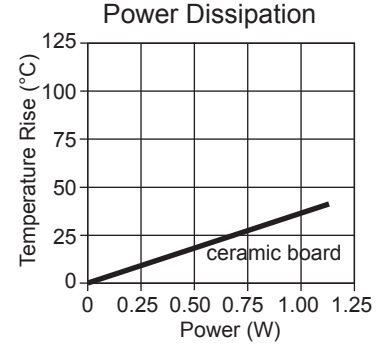
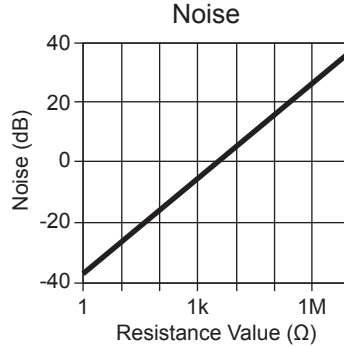
MIL-PRF-55342/05 Wire Bondable RM2208



Performance

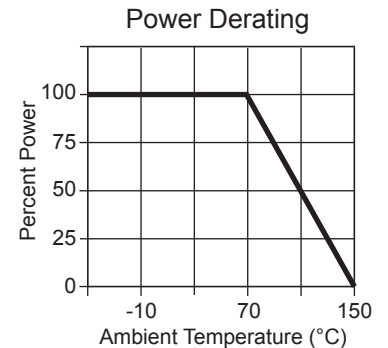
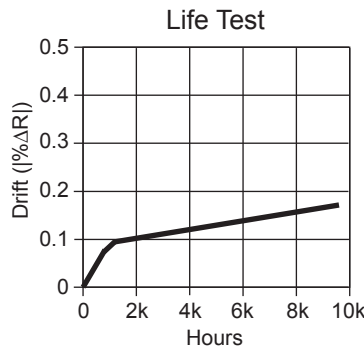
Resistance Range*	1Ω to 22 MΩ
Tolerances (± %)*	1, 2, 5, 10
TCR (± ppm/°C)*	100, 200, 300
Power Rating	225 mW
Voltage Rating	175 V
Operating Range	-65 to 150°C
Product Levels	M, P, R, S, U, V, T

*see QPL55342 for part number availability



Maximum Allowable Drift

Temperature Characteristic	K	L	M
TCR (ppm/°C)	±100	±200	±300
Thermal Shock	±0.5%	±0.5%	±0.5%
Power Conditioning	±0.5%	±0.5%	±0.5%
Low Temperature Operation	±0.25%	±0.25%	±0.5%
Short Time Overload	±0.25%	±0.25%	±0.5%
High Temperature Exposure	±0.5%	±0.5%	±1.0%
Moisture Resistance	±0.5%	±0.5%	±0.5%
Life (Qualification)	±0.5%	±0.5%	±2.0%
Life (FR Level)	±2.0%	±2.0%	±2.0%
Resistance to Soldering Heat	±0.25%	±0.25%	±0.25%
Resistance to Bonding Exposure	±0.25%	±0.25%	±0.25%



Part Number

M55342K05W100DS -W

Packaging: -TR: Tape & Reel -W: Waffle Tray

Product Level (/1000 hrs.): M: 1% P: 0.1% R & U: 0.01% S & V: 0.001% T: Space 0.001%

Resistance Value and Tolerance: Ω: D: 1% G: 2% J: 5% M: 10%
 Three numerals and a letter indicating decimal, value range, and tolerance kΩ: E: 1% H: 2% K: 5% N: 10%
 MΩ: F: 1% T: 2% L: 5% P: 10%

Termination Material: W: Wire Bondable Gold

Size: 05: RM2208

Temperature Characteristic (ppm/°C): K: ±100 L: ±200 M: ±300

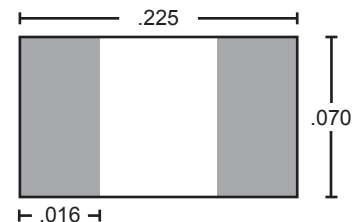
Performance Specification MIL-PRF-55342

Mechanical

	Inches	Millimeters
Length (a)	.225(.223 - .231)	5.72(5.66 - 5.87)
Width (b)	.070(.068 - .076)	1.78(1.73 - 1.93)
Thickness (c)	.028(.023 - .033)	0.71(0.58 - 0.84)
Top Termination (d)	.016(.013 - .019)	0.41(0.33 - 0.48)

Approximate Weight 0.02480 g

Nominal Bond Pads (inches)



www.resistor.com Telephone: 814-355-8004 Toll Free: 800-458-3401 Fax: 814-355-2714

Specifications Subject to Change Without Notice All Products Made in the USA Copyright 2015 by State of the Art, Inc.